



*Live with
the seasons.*

TRINITYPARK.LONDON

|
Park
River
City
|

Discover Trinity Park, where the vibrancy of city life meets with peaceful escapism. Offering 338 new homes nestled next to the beautiful Maryon Park and only a stone's throw from the River Thames, you'll find a place that embraces adventure, connection and natural beauty in an exciting regeneration hotspot in Southeast London.



GREENWICH

WESTMINSTER

THE SHARD

THE CITY

CANARY WHARF

THE O2

STRATFORD

LONDON CITY AIRPORT

WOOLWICH DOCKYARD STATION

TRINITY PARK

TRINITY RISE

WOOLWICH TOWN CENTRE





*Live
with the
seasons.*

Welcome to Trinity Park



Trinity Park is a unique community of 1, 2 and 3 bedroom apartments and 3 and 4 bedroom houses in Woolwich, one of London's oldest maritime districts. Offering the perfect fusion of excitement and escapism, it's ideal for first-time buyers, growing families, and everyone in between.

Picture tree-lined boulevards and landscaped green spaces weaving between an unrivalled mix of contemporary low-rise apartment buildings, elegant townhouses and stylish mews homes. The light and dark warm-coloured brick, white stone and large bronze colour windows perfectly complement the soft tones of the surrounding parklands, creating an oasis of calm and belonging, just minutes from the vibrant pulse of the city.



**Open spaces to watch
the seasons come and go**

A beautiful green spine with central public gardens runs through the heart of the community, providing uninterrupted views all the way to the stunning Maryon Park. Creating a new green infrastructure in the area, the gardens provide peace, beauty and vital natural habitat for wildlife, with a variety of trees, flora and fauna.

From shared garden podiums, play areas and courtyards, to private gardens and balconies, you'll be able to watch the seasons come and go in a way rarely possible in many parts of the capital.

Immerse yourself in the possibilities offered by the ever-changing vista, where every day brings a new opportunity for adventure.



Computer generated image of Trinity Park street scene



“Keep your face
always toward the
sunshine—
and shadows will
fall behind you.”

Walt Whitman






City lights and beyond, you're never far from any experience.

With 3 rail stations within easy reach (Woolwich Dockyard, Woolwich and Woolwich Arsenal), and a bus stop right outside, making Trinity Park your home means you are seamlessly connected to the city and beyond. The Elizabeth Line swiftly takes you to central London with easy access to Canary Wharf (8 mins), Liverpool Street (14 mins) and Bond Street (22 mins).

For international travel, the DLR from Woolwich Arsenal brings you to London City Airport in under 10 minutes, and the Elizabeth line from Woolwich takes you to Heathrow in 54 minutes.

Alternatively, take the Uber Boat from Royal Arsenal Woolwich Pier for a different travel experience!

-  DLR
-  ELIZABETH LINE
-  SOUTHEASTERN

Journey times and distances approximate. Sources: Google Maps and TfL.





Stay *connected* to the *city*.

Transport connections and travel times

Whatever part of the city you need to access, Trinity Park's location puts you in easy reach. With numerous transport options available, London (and beyond) is your oyster...



NATIONAL RAIL

(6 mins walk to Woolwich Dockyard station)

Woolwich Arsenal	2 mins
Greenwich	11 mins
Blackheath	10 mins
New Cross	23 mins
London Bridge	20 mins
London Cannon Street	26 mins



ELIZABETH LINE

(8 mins by bus/ 24 mins walk to Woolwich station)

Canary Wharf	8 mins
Liverpool Street	15 mins
Farringdon	17 mins
Tottenham Court Road	20 mins
Paddington	26 mins
Heathrow Airport	54 mins



UBER BOAT BY THAMES CLIPPERS

(15 mins by bus/ 23 mins walk to Woolwich Pier)

North Greenwich	11 mins
Greenwich	22 mins
Canary Wharf	31 mins
Embankment	62 mins
Battersea Power Station	82 mins



DLR

(5 mins by bus/ 22 mins walk to Woolwich Arsenal station)

London City Airport	8 mins
Canning Town	12 mins
Stratford	20 mins
Canary Wharf	20 mins
Bank	27 mins

WALKING

(From Trinity Park phase 1)

Woolwich Dockyard Station	6 mins
Maryon Park	7 mins
Thames Path	9 mins
Sainsbury's supermarket	16 mins
Woolwich town centre	22 mins

LONDON CITY AIRPORT

(17 mins by bus and DLR to London City Airport)

Amsterdam	1 hr 5 mins
Paris	1 hr 15 mins
Geneva	1 hr 30 mins
Zurich	1 hr 35 mins
Milan	1 hr 50 mins

* Travel times taken from Googlemaps and tfl.gov.uk

Your big city gateway.

Situated in London's southeast corner, south of the River Thames in the Royal Borough of Greenwich, Woolwich is rooted in rich maritime history, and is going through a huge regeneration, making it an exhilarating time to become part of its story.

Imagine morning strolls by the river, afternoon breaks in the park, and evenings spent revelling in the vibrant pulse of the city. With fantastic road, rail, boat and cycle connections to swiftly take you wherever you need to be, you'll have everything you need right on your doorstep.

At Trinity Park, you really can have it all: the buzz of central London just a stone's throw away, and a peaceful sanctuary to escape to at the end of a busy day.





London *living* starts here.




Unrivalled city culture

There's nowhere quite like it. Famous the world over, London seamlessly blends iconic historical landmarks with modern architecture, plentiful green spaces and world-famous gastronomy. From the glitzy theatres of the West End and the electric nightclubs of Soho, to the grand museums of South Kensington and bustling boutiques of Carnaby Street, you'll be spoiled for choice, no matter your interests.



A city of world-class culture & entertainment districts.

The wider city on your doorstep, rich in history & diverse in culture



Greenwich


Just 20 minutes along the Thames lies leafy, historic Greenwich. With stunning riverside views, expansive green spaces and renowned landmarks like the Royal Observatory and the Cutty Sark, the area retains a thriving village-like atmosphere, with an array of boutiques, cosy cafés, and vibrant markets. Plus the iconic O2 arena with its surrounding bars, shops and restaurants promises a great day out.

Canary Wharf

The heart of the city's financial district, with its striking skyline and cutting-edge architecture, Canary Wharf provides a dynamic environment for professionals and families alike. With world-class amenities, high-end shopping and gourmet dining, to wellness centres and riverside promenades, you'll be sure to find everything you need.

West End

To the west, and north of the River Thames, you'll find the West End, home to numerous theatres, tourist attractions, shops and restaurants. Soak up the lights of Piccadilly Circus, stroll past Westminster Abbey and Buckingham Palace, or take in one of the world-famous stage productions running throughout the year.



Where city life
meets nature's
embrace.

When you've had your fill of the city and are craving some serenity, Trinity Park is the perfect haven – a place to recharge your batteries and reconnect to what's important. Wander in any direction and you'll find tranquil green spaces, history on tap, and a wealth of memories waiting to be made.



Discover the secret charms of Woolwich.



Charlton House & Gardens

As one of London's newest creative districts, Woolwich weaves a rich tapestry of history and thriving contemporary culture. The local town centre is a hotbed of music, art and dining, with bars, restaurants and pop-ups galore. Woolwich Works combines all these and more: a unique creative space for music, exhibitions, classes and comedy nights. Check out Punch Drunk for an Immersive Entertainment Experience, and Woolwich Contemporary Print Fair for all things art.

If you like to work up a sweat, you'll find tennis courts nearby, along with running tracks and football clubs to join. There's also a range of gyms, yoga and Pilates studios including Pure Gym, The Yoga Space and Waterfront Leisure Centre. What's more, there's a rare outdoor lido at Charlton, allowing the brave to take an alfresco dip, no matter the weather.

For the history buffs, amble along the maritime waterside from Woolwich to Greenwich by way of the Thames Barrier, with foot tunnels to explore, and ancient cosy pubs to linger with a glass of something cold.



Dial Arch


The many faces of Woolwich, a cornucopia of experiences to be enjoyed and shared.




Assembly by Peter Burke, commissioned by Futurecity in 2005 for the new Royal Arsenal regeneration site



Tennis courts in Maryon Park



Charlton Lido



Henry Grace à Dieu, Henry VIII's flagship, built from 1512 to 1514 at the purpose-built Gun Wharf in Old Woolwich

Where nature, history, open spaces and the river conspire to write *life* stories.

— The Royal Borough of Greenwich



With the spectacular Maryon Park on your doorstep, it's effortless to get out in the fresh air and soak up the great outdoors on foot, bike, or with a buggy. What's more, the Animal Park is a short stroll away, and is home to ponies, peacocks, ducks, goats, pigs, sheep and even deer.

- Green space.
 - Sunny afternoons.
 - Tranquil walks.
 - Park runs.
 - Summer picnics.
-

— A place where the
open spaces become
a part of every day




“Adopt the
pace of nature:
her secret is
patience.”

Ralph Waldo Emerson



Life's better by the Thames.




A ten-minute wander will take you to the banks of the River Thames, where you can pick up the Green Chain Walk at the Thames Barrier, taking you through miles of green walking routes without ever really encountering a road. Or simply amble along the riverside, taking in the reflections of the sun glittering on the water - the choice is yours.



One of the biggest joys of living alongside one of the great rivers of the world is the variety of life it brings as the tide sweeps in and out...




Greenwich riverside





*Cobbled streets.
Public squares.
Riverside cafés.
Alfresco drinks.
Markets.
Museums.
History & more.*



*“The Thames stretched
before us like the beginning
of an interminable waterway.
In the offing the sea and the
sky were welded.”*

Joseph Conrad



Educating growing minds.

Woolwich and its surrounding borough provide an outstanding range of educational opportunities for families with children of all ages, from early primary to secondary and further education. For professionals and lifelong learners, some of London's top universities are within an hour's commute, offering access to advanced degrees and career development courses, making Woolwich an ideal place to foster growth.



PRIMARY SCHOOLS	RATING	TRAVEL TIMES
Windrush Primary	Outstanding	9 mins
Thorntree Primary	Good	12 mins
Woodhill Primary	Good	4 mins
Mulgrave Primary	Good	15 mins
Mary Magdalene	Good	22 mins

SECONDARY SCHOOLS	RATING	TRAVEL TIMES
Royal Greenwich Trust	Good	10 mins
Leigh Academy Blackheath	Outstanding	27 mins
The John Roan School Blackheath	Good	28 mins
Blackheath High School for Girls	Independent	21 mins
The Pointer School	Independent	23 mins
Townley Grammar School	Outstanding	60 mins

FURTHER EDUCATION	TRAVEL TIMES
Greenwich University	22 mins
Rose Bruford - Theatre and Media College	42 mins
Woolwich College	16 mins
University of East London	42 mins
UAL - Stratford	51 mins
UCL School of Management	34 mins
London South Bank University	47 mins
Cass Business School	45 mins
Goldsmiths University	35 mins
University College London	52 mins
City, University of London	55 mins
UCL East Campus (Stratford)	48 mins
SOAS University	55 mins
University of Westminster	47 mins
UAL: Central Saint Martins	59 mins
Queen Mary University of London	50 mins
King's College London	47 mins
London School of Economics	50 mins
Imperial College London	61 mins

* Schools and colleges all subject to catchment and intake criteria. Travel times from Trinity Park



*Breathe
easy, move
freely, grow
happy.*

The Trinity Woolwich story.

One Woolwich



It's a really friendly community, great for kids and adults, with so much going on. It feels future-facing and up-and-coming and I feel safe and happy in this bubbly, vibrant environment.
- Elizabeth and son



I love this area so much! It's got everything that you would need to enjoy life and be happy, especially with the beautiful Maryon Park and Maryon Wildlife Park so close by with all its nature.
- Le



Neither of us are originally from the UK but before moving to Woolwich, we lived in South and East London. Woolwich's big pull is its amazing friendly character, all-embracing history, and the riverside to explore - backed by exciting redevelopment and positive change. It feels like you've escaped London to live in a riverside country town.
- Danielle and Leslie



Having moved from native Italy a few years ago, I initially lived in Hackney, before discovering Woolwich. I particularly like the arts scene which continues to grow and is a great amenity for the area. Easy to commute and, best of all, it's perfect for those that enjoy being outdoors!
- Gianpaolo



This part of Woolwich is near lots of green open spaces and perfect for dog walkers, especially Gus my 14-year-old Springer Spaniel. There's a strong local community where everyone says hello, which I feel is unusual for London! The transport links are fantastic, especially with the opening of the Elizabeth Line, and it's always really easy to get to where you need to be.
- Helen

This visionary plan will see 1,500 high-quality, mixed-tenure homes built over 12 years as part of the One Woolwich programme.

Trinity Park marks the next exciting phase in the regeneration of Woolwich, London's emerging creative district. The ambitious 'One Woolwich' programme, led by The Royal Borough of Greenwich, Lovell Homes, and PA Housing, consists of three phases: Trinity Walk (600 homes completed in 2022), Trinity Park and Trinity Rise.

Our goal is to create sustainable, futureproof communities with a strong sense of place and belonging. This will not only deliver new homes but also bring significant inward investment and employment opportunities, making the borough an even better place to live, work and play.

Partnership for One Woolwich



10th

Greenest London Borough – 13 Green Flag parks (including Maryon Park)



25 million

Investment in Woolwich town centre



500

Years of maritime history



150 million

Woolwich Leisure Centre opens 2025



20^m

Journeys via the Elizabeth Line (2023)



13.5%

Borough growth in population since 2011



10

Principal travel options (ferry, clipper, train, DLR, car, bus, plane, by foot, cycle/motorcycle)

Trinity Park Masterplan.

PHASE 1 / THE GROVE COLLECTION

PHASE 2 / CHERRY WAY COLLECTION

PHASE 3 / PARKSIDE COLLECTION

AFFORDABLE HOMES



Computer-generated image of Trinity Park site plan



Vision from the architect.

Harnessing the beauty of the surrounding parklands, the design of Trinity Park was led by a singular vision: ensuring a durable built environment that will support and enhance the lives of its residents.

- Private terraces to Mews houses
- Private gardens to Townhouses
- Podium gardens
- Balconies or terraces to apartments
- Good space standards
- Superior building efficiency
- Social spaces
- Increased play provision
- Improved biodiversity

Following from the success of Trinity Walk - which served as a blueprint for creating more sustainable, family-focussed neighbourhoods - Trinity Park's environmentally friendly development plan and carefully considered spatial design ensure a truly positive impact in the area.

The introduction of landscaped communal spaces aims to enhance the economy and social-wellbeing of the community, creating a great place to live - both now, and well into the future.

Trinity Park offers a well-blended mix of 224 contemporary apartments and 114 spacious houses, alongside landscaped community areas and shared play spaces. Each home is exceptionally well designed and appointed, many boasting private gardens, balconies or terraces to soak up the views, and each with parking options available.

With connection to place, people, and nature at its heart, Trinity Park offers far more than just a beautiful new home - it's becoming part of a unique community where people choose to love, live, and grow.

Townhouses & Mews houses.

From striking townhouses to stylish mews homes with airy terraces, Trinity Park offers a unique opportunity to buy a new build house in Zone 3 in London. With a wealth of options available to suit all tastes and lifestyles, you'll be sure to find your perfect home.

Whether you're a growing family, a home worker, or simply seeking some extra space, Trinity Park offers external and internal layouts to suit both traditionalists and the more avant-garde. Each house is beautifully designed inside and out, featuring the very latest energy-efficient technology and high-specification finishes.

Homes are thoughtfully positioned amidst extensive landscaping to create attractive, interesting streetscapes and beautiful through-flow avenues leading to the park behind.

Computer generated image of Trinity Park townhouses



Computer generated image of Trinity Park mews houses



Modern Apartments.

Trinity Park has taken an ambitious approach to the styling of its apartment portfolio, providing variety and excitement across a range of unique layouts. With large windows (double height to some), spacious rooms and superior fixtures and fittings, you'll be certain to find the perfect space to call your own.

Apartment sizes range from one-bedroom to three-bedroom duplexes, perfect for first-time buyers through to young families who need space to spread and grow. All homes include balconies or terraces to maximise views and reconnect you to nature, and some blocks even feature shared garden podiums with lush planting and panoramic vistas.

Computer generated image of Trinity Park apartments S21, S22 and S23





Let the
light
flood in.

Let the light gently transform each space through carefully designed features.





Interiors designed with care
and you in mind.



Future Homes standards.

Buying a new build home is on average **64% cheaper to run** compared to older properties and emits **61% less carbon**.

Your new Lovell home as Trinity Park has been designed with energy efficiency in mind, helping to reduce your bills and carbon footprint.

Built to Future Homes standards

Each home will be built in accordance with the Future Homes Standard and will take into account upcoming changes to building regulations, through the use of sustainable technologies like air source heat pumps and solar panels.

Integrated green spaces

Extensive landscaping will make for a thriving, green neighbourhood, perfectly complementing a newly revitalised and re-energised Woolwich.



454
trees planted

30%
less water use

10%
wheelchair adapted homes

superior
energy saving insulation

One in ten of the homes are wheelchair adapted, and all meet or exceed the Nationally Described Space Standards.

100%
low energy lighting

Our quality promise

At Lovell we believe your home should be more than about the right place at the right price. It should also reflect your personality and tastes.

That's why every Lovell home has Style, Quality and Value (or SQV, as we call it) built-in from the start, making your new home somewhere you'll be proud to call your own.

Style

A Lovell home is well-known for contemporary design and featuring the latest in stylish fixtures and fittings, but that's not all. With the Lovell Inspirations range you can add all sorts of extras to make it truly your own.

Quality

We are particularly proud of the superior specification and workmanship every one of our properties offers, with a rigorous attention to detail you'll simply love.

Value

But most of all, you'll love how surprisingly affordable and easy to own a Lovell home can be, especially with the range of purchase options available.



SQV

Computer generated image of Trinity Park apartment bathroom

Trusted to *transform* communities since 1971.

Lovell has been building homes across the UK for over 50 years. We've built thousands of high-quality, innovatively designed apartments, townhouses and family homes, creating welcoming communities where people want to live.

LOVELL IS A WHOLLY-OWNED SUBSIDIARY OF THE MORGAN SINDALL GROUP (FTSE 100) WHICH PROVIDES:

- 2nd largest UK construction contractor
- 3.6 billion revenue
- Cross-sector expertise
- Financial resilience

lovell.co.uk

To find out more about *new homes*
at *Trinity Park* contact us at:

0203 514 9835

Trinity Park Marketing Suite, Woolwich, SE18

TRINITYPARK.LONDON

Selling agent  JLL



The direction your new home faces, its exterior details and construction materials may differ from what you see in this brochure. Individual features such as kitchen and bathroom layouts, doors and windows may vary. The illustrations used throughout are indicative and may be subject to change. For detailed information on individual plots, ask our sales staff. Specification details are subject to change without prior notice. Should a replacement be required, this will be to an equal or higher standard. Consequently these particulars represent a general guide only and cannot be relied upon as accurately describing and of the Specified Matters prescribed by any order made under Consumer Protection from Unfair Trading Regulations 2008 (CPRs). Trinity Park is a marketing name and may not form part of the final postal address. This brochure is a purchasing guide and does not form a contract, part of a contract or a warranty. Details are correct at time of going to print.

LOVELL
HOMES